

QF-4S Bloodhound 107 “Scooby”





Cockpit Details – 24 November 2004

By Craig Kaston



Front Seat – Instrument panel.

*Note removal of radar scope and replacement by the Mission Control Panel (MCP)
Note missing clock. (Bloodhound 107 was converted to QF-4S, and later upgraded to partial QF-4S+ configuration with the MCP.)*



Pilot's Instrument Panel – Details.

Top Left: Missile Control and Status panel replaced by Drone Controls.

Top Right: MacAir Construction Plate is missing.




Left: Multiple Weapons Control Panel (Dogbone) is replaced by Maintenance Switch Panel; clock has been removed.




Left Side Cockpit

Note that the stick grip has been removed.




Pilot's Left and Right Side Consoles.




RIO's Cockpit Panel





RIO Lower Panel Details

All radar systems controls have been removed. UHF radio controls and a auxiliary circuit breaker box have been added.





RIO Side Panels

Note: Left Side Panel is consistent with early series F-4J/S. Later blocks had a fully enclosed side panel.

